

Blizzard Bag Two

Dear Families,

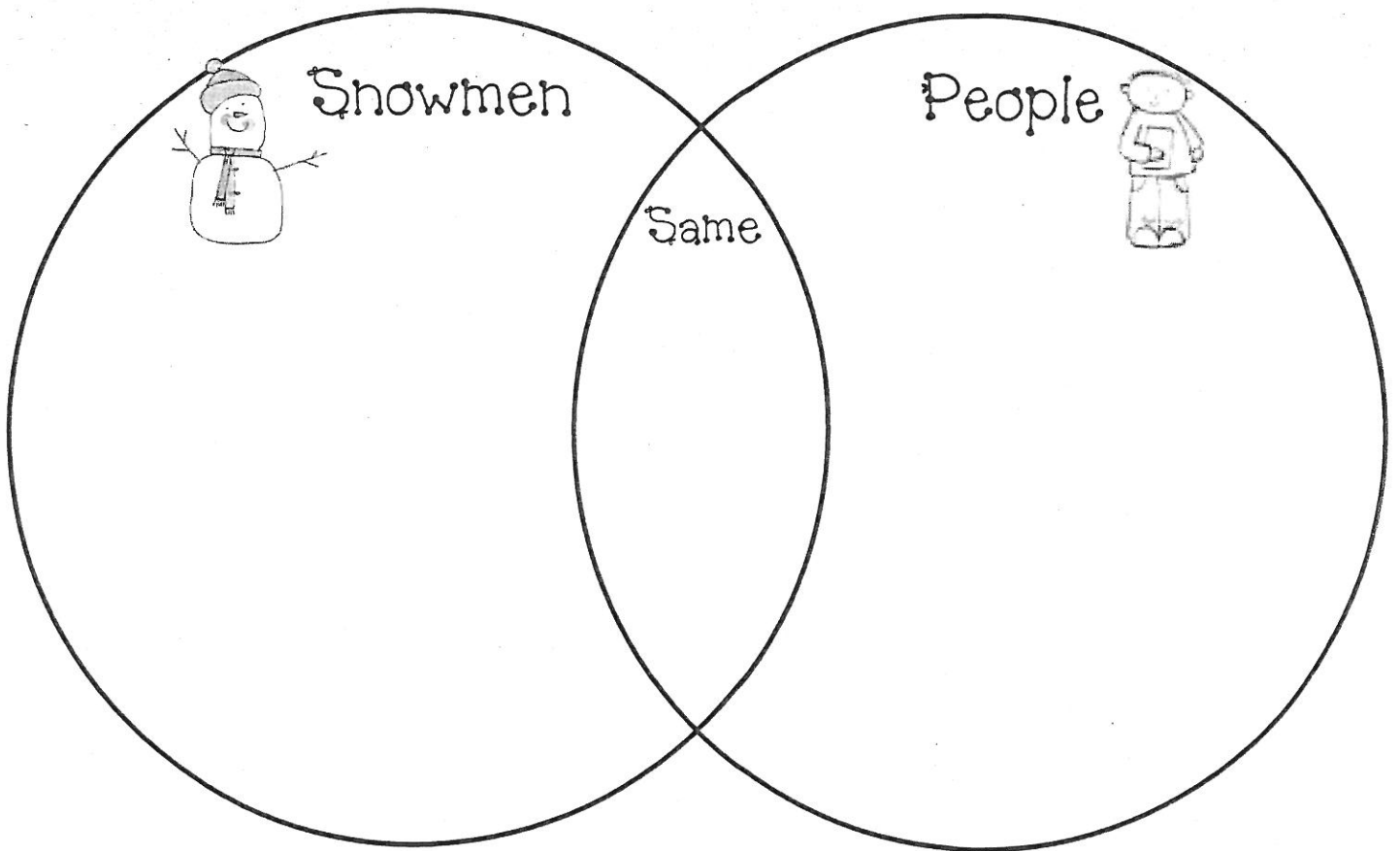
This is the packet for your child to complete for calamity day two. Please encourage your child to try his/her best and return the completed work.

1. Reading Organizer: Have your child compare and contrast snowmen and people.
2. How to Build a Snowman: Have your child write the steps for building a snowman.
3. Parts of a Snowman: Have your child add or subtract to find the missing numbers on the snowmen.
4. With a friend read and practice your sight words for the week.
5. Choose a fictional story, that you may have at home or your library book, to read with someone and complete the graphic organizer to show the sequence of events as they happened in your story.

Sincerely,

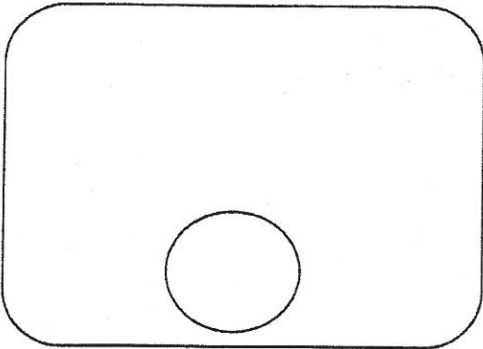
The Otsego First Grade Teachers

How are snowmen and people the same
and how are they different?

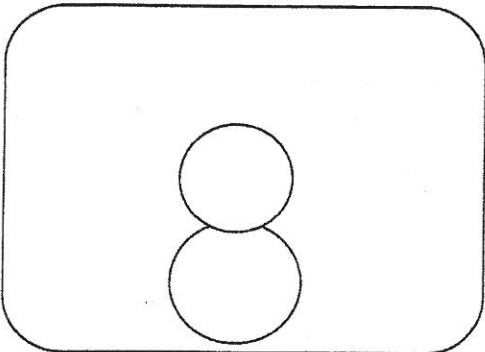


I learned that _____


How to Build a Snowman



first



next



then

Draw your finished snowman

last

PARTS OF A SNOWMAN!

Name: _____

Date: _____

7
4
+

6
11
+

11
19
+

5
5
+

3
7
+

14
17
+

3
3
+

1
6
+

2
5
+


1
2
+

10
15
+


8
16
+

SEQUENCE OF EVENTS


Beginning



Middle



End



Title of the book